



## *Future of Publishing*

### **The role of Twitter in the life cycle of a scientific publication**

**Emily S. Darling<sup>1</sup>, David Shiffman, Isabelle M. Côté, and Joshua A. Drew**

*Emily S. Darling* ([esdarling@gmail.com](mailto:esdarling@gmail.com), @emilydarling), Earth to Ocean Research Group, Department of Biological Sciences, Simon Fraser University, Burnaby, BC, Canada

*David Shiffman* ([david.shiffman@gmail.com](mailto:david.shiffman@gmail.com), @WhySharksMatter), Leonard and Jayne Abess Center for Ecosystem Science and Policy, University of Miami, Coral Gables, FL, USA and RJ Dunlap Marine Conservation Program, University of Miami, Miami, FL, USA

*Isabelle M. Côté* ([imcote@sfu.ca](mailto:imcote@sfu.ca), @redlipblenny), Earth to Ocean Research Group, Department of Biological Sciences, Simon Fraser University, Burnaby, BC, Canada

*Joshua A. Drew* ([jd2977@columbia.edu](mailto:jd2977@columbia.edu), @Drew\_Lab), Department of Ecology Evolution and Environmental Biology, Columbia University, New York, NY, USA

<sup>1</sup>Corresponding author. Current address : Biology Department, University of North Carolina, Chapel Hill, NC, USA

#### **Abstract**

Twitter is a micro-blogging social media platform for short messages that can have a long-term impact on how scientists create and publish ideas. We investigate the usefulness of Twitter in the development and distribution of scientific knowledge. At the start of the 'life cycle' of a scientific publication, Twitter provides a large virtual department of colleagues that can help to rapidly generate, share and refine new ideas. As ideas become manuscripts, Twitter can be used as an informal arena for the pre-review of works in progress. Finally, tweeting published findings can communicate research to a broad audience of other researchers, decision makers, journalists and the general public that can amplify the scientific and social impact of publications. However, there are limitations, largely surrounding issues of intellectual property and ownership, inclusiveness and misrepresentations of science 'sound bites'. Nevertheless, we believe Twitter is a useful social media tool that can provide a valuable contribution to scientific publishing in the 21<sup>st</sup> century.

**Keywords:** social media, tweets, altmetrics, scientific publishing, research workflow, productivity, crowd sourcing

#### **Introduction**

Social media have fundamentally changed the way people communicate ideas and information. Traditional forms of media control a one-way flow of information, from newspapers, magazines, television and radio to the public. The rise of social media technology has revolutionized an interactive two-way sharing of ideas using online communities, networks and crowdsourcing (Thaler et al. 2012). However, the information that is transferred through social media is not limited to your Friday night plans. Today, social media go beyond personal connections to permeate professional interactions, including scientific ones.

Scientists are harnessing the power of social media to fundamentally speed up the pace at which they are developing and sharing knowledge, both within scientific communities and with the general public (Bik and Goldstein 2013, Ogden 2013). There is a growing diversity of "social ecosystems" that support the scientific and scholarly use of social media (Bar-Ilan et al. 2012). For example, scientists are using collaborative project spaces (Wikipedia, Google Docs, figshare, GitHub), blogs and microblogs (Research Blogging, Twitter), online content communities (YouTube, Mendeley, CiteULike, Zotero), and professional networking sites

(Facebook, Academia.edu, LinkedIn, ResearchGate) to develop new ideas and collaborations that culminate in concrete scientific outputs. Bik and Goldstein (2013) provide an essential guide to how (and why) scientists should use social media.

One feature of social media is that communications can be short in length and short in lifespan. The archetype of a short message service is the Twitter microblogging platform ([www.Twitter.com](http://www.Twitter.com)) where users post short messages, called ‘tweets’, of less than 140 characters. These tweets can be categorized, shared, sent directly to other users and linked to websites or scientific papers (e.g., Shiffman 2012; Box 1). Currently there are more than 200 million active Twitter users who post over 400 million tweets per day (<https://blog.twitter.com/2013/celebrating-twitter7>).

Here, we consider both the usefulness and limitations of a bite-sized information exchange through social media, with an emphasis on Twitter, during the life cycle of a scientific paper. While Twitter is but one example of a microblogging tool that might one day become outdated in the ongoing evolution of social media services, we believe that the use of short messages, and the multi-directional exchange of information, will continue to have a long-term impact on the development and communication of scientific knowledge. Specifically, we target our ideas to scientists, both academically young and older, who are undecided on the value and usefulness of Twitter. We draw on our own experiences to show how tweeting has influenced our scientific workflow in marine ecology and conservation. While we chose this field because it is our own, the examples we use are broadly applicable to ecology and evolution, and potentially to the scientific community as a whole.

### Twitter and the life cycle of a scientific paper

Many scientists are making the move towards social media in order to accelerate and amplify their scientific impact (Fausto et al. 2012, Fox 2012, Piwowar 2013). One in 40 scientists is active on Twitter (Priem et al. 2012a), 25,000 blog entries have been indexed on the Research Blogging platform, and 2 million scientists are using Mendeley, a reference sharing tool (Piwowar 2013). Here, we consider how social media, and Twitter in particular, can influence the life cycle of scientific publication, from inception and collaboration on a spark of an idea to the communication of a finished product. Specifically, we evaluate and discuss the benefits of Twitter for (1) increasing scholarly connections and networks, (2) quickly developing ideas through novel collaborations and pre-review, and (3) amplifying the dissemination and discussion of scientific knowledge both within and beyond the ivory tower of academia.

### *Making connections: More, faster, and interactive*

Perhaps the most obvious and important contribution of social media to scientific output is speeding up connections between scientists. Scientists have traditionally developed connections with other scientists through one-on-one interactions within their department and other local universities, and by attending professional conferences and meetings. Today, informal scholarly conversations are moving out of the ‘faculty lounge’ to online social media platforms, such as Twitter (Priem et al. 2012b, Priem 2013). One of the benefits of moving scholarly conversations online is that social media networks can provide you with a much larger “virtual department” of professional connections beyond your institution, as well as access to researchers outside of your discipline to accelerate interdisciplinary research.

To investigate how Twitter can be used to expand a scientific network, we conducted a content analysis of Twitter profiles of marine scientists who actively tweet about ocean science and conservation. We identified marine scientists based on information listed in Twitter profiles and also searched publicly available Twitter lists of marine ecologists and evolutionary biologists (e.g., <https://Twitter.com/jebyrnes/eemb>). We supplemented these results with marine scientists we knew to be on Twitter but who were not included in these lists. Users who had pseudonymous accounts, did not identify their employer, or could not be identified as professional marine ecologists were excluded. This search yielded a list of 116 scientists who actively tweet about marine science and conservation, which is an extremely conservative estimate of the number of marine scientists on Twitter. The majority of the 116 scientists were affiliated with universities (97 individuals, or 84%), but there were also scientists from non-governmental organizations (8, 7%), government agencies (5, 4%), marine field stations (3, 2.5%) and museums or aquaria (3, 2.5%).

To investigate how networks on Twitter compare to traditional scholarly communities, we compared the relative sizes of each user’s academic department with the size of their ‘virtual’ department of followers on Twitter. We found that a scientist’s following on Twitter was substantially larger than the same scientist’s academic department (Figure 2a). The median number of Twitter followers (241, mean  $\pm$  sd: 669 $\pm$ 1600 followers, n=116) was more than seven times larger than the average academic department (median: 33, mean  $\pm$  sd: 37 $\pm$ 24.5 faculty; paired *t*-test, *t*=-4.08, n=116, *p*<0.0001, Figure 2b). Of course academic departments are only one type of traditional network for scientists and more personal relationships can also be built at conferences and through emails, phone calls and face-to-face meetings. But these are more difficult to quantify. These

### Box 1. Entering the Twittersphere: Twitter 101

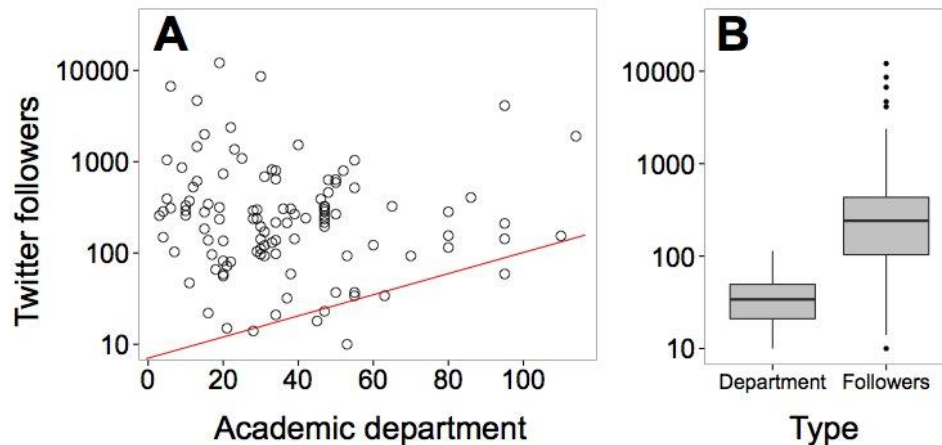
Twitter is a microblogging and social media platform that allows users to send short messages of up to 140 characters (including spaces). The first step is to sign up for a free account (<http://www.Twitter.com>). This enables you to ‘follow’ other Twitter users, which means that you subscribe to their updates and can see their messages or ‘tweets’ in your feed. The best way to get started is to follow someone you find interesting (N. Baron, pers. comm.). For a step-by-step guide to using Twitter for scientists and academics, see Mollett et al. (2011) and Reed and Evely (2011). Once you’re tweeting short messages, other Twitter users can follow your tweets, which means that you now have ‘followers’ and that your tweets are transmitted instantly to them (Figure 1). You can tweet your own ideas and include links to websites, categorize your ideas with hashtags (#) or directly mention other people in your tweets (@). You can also ‘retweet’ someone else’s tweet, which means that the original tweet from another user appears in your Twitter stream and is broadcasted to your followers. Tweets and retweets are the core of the Twitter platform that allows for the large-scale and rapid communication of ideas in a social network. You can access Twitter from its website ([www.Twitter.com](http://www.Twitter.com)) or other management software, such as TweetDeck, HootSuite or Echofon.



**Figure 1.** Examples of a Twitter feed from recent tweets by the author DS, who tweets as the user @WhySharksMatter. The Twitter profile provides information about: A) the Twitter user's real name, the name of an institution or group, or a pseudonym, B) the Twitter user's 'handle' or username, which is used in Twitter communication with the '@' sign, C) the Twitter user's description, in this case indicating that DS is a professional scientist. The Twitter feed compiles a user's tweets in reverse chronological order: D) a link to a news article written about a recent science publication; E) a retweet. This tweet was originally shared by Douglas Main (@Douglas\_Main, a journalist) and 're-tweeted' by DS, which allows all 9,107 followers of @WhySharksMatter to see the tweet even if they do not follow Douglas Main; F) a direct mention. This is a direct mention of the user '@IrisKemp', which ensures that Iris, a graduate student studying salmon, will see the tweet regardless of whether she follows @WhySharksMatter; G) a hashtag. This highlights a hashtag, '#', which is a system of categorization within Twitter. Clicking on '#Salmon' will show all other tweets that have also used this hashtag, regardless of whether you follow the user. Hashtags are a way to find and search for content that you are interested in knowing more about.

types of traditional relationships are also more time consuming. On Twitter, building a network is relatively investment-free. Just like in a regular academic department, there are people that you don't interact with very much on Twitter. But we believe that the absolute number of potential collaborators is larger on Twitter.

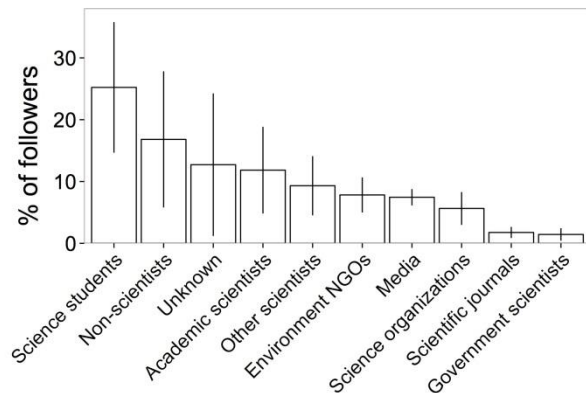
However, not all people that follow scientists on Twitter are scientists, or even scientists with whom you share common interests or wish to collaborate with. What types of people are included in the 'virtual departments' that follow scientists on Twitter? We categorized the followers of each of the four authors of this paper



**Figure 2.** Twitter provides access to a 'virtual' department of followers that almost always exceeds the size of traditional academic departments. (A) The number of full-time faculty members in each scientist's institution vs the number of Twitter followers for 116 marine scientists; note that the number of Twitter followers is on a log scale. The red line shows the one-to-one slope. (B) The average number of Twitter followers was seven times larger than the average number of full-time faculty members in each scientist's department. Boxplots indicate medians (thick horizontal lines), first and third quartiles (boxes), 95% confidence intervals (whiskers) and outliers (points).

into major groups. For ESD (n=265 followers in April 2013) and IMC (n=285), we categorized every follower, while for DS (n=9107) and JAD (n=1552), we categorized only the most recent 375 followers for each to make the sample sizes similar across all four authors. Followers included all types of scientists and scholarly organizations, as well as non-scientists, non-governmental organizations and media representatives (Figure 3). The majority of our followers (~55%) comprised science students, scientists or scientific organizations that could be potential collaborators for most scientists. The remaining 45% comprised non-scientists, media and the general public who may be more likely to be engaged in the dissemination of published scientific findings (see *Communicating and discussing published ideas* below).

Finally, Twitter can also be used to build and engage networks at scientific meetings and conferences (Kwok 2013). Most ecology and evolution conferences now have hashtags (see Figure 1) that allow you to follow content, connect with new colleagues and stay on the front lines of your field. Following 'live tweets' from conferences is another strategy for building your own virtual department of colleagues on social media. Conference live-tweeting is simply sharing the information presented at a scientific conference in real time via Twitter (Shiffman 2012). This allows scientists who are not attending a meeting (or who are attending another session at the meeting) to follow and, to some extent, participate in the discussion surrounding a presentation. For example, 1731 tweets were sent by 176 delegates at the 2011 International Congress for Conservation Biology. Given the cumulative number of people following



**Figure 3.** What types of followers do scientists have on Twitter? We classified Twitter followers of each of the four authors of this paper into major scholarly and non-scholarly categories. 'Science students' includes undergraduates, graduate students and postdocs. 'Other scientists' are science professionals who could not be classified into a more specific category. 'Science organizations' comprise universities, conferences, professional organizations and online science associations. The 'unknown' category is for users who did not provide information on their profile that allowed them to be classified into another group. Bars indicate mean values with standard deviation.

these delegates, at least 110,000 Twitter users could have seen tweets from this conference, an audience far larger than the one in attendance (~1000 delegates; Shiffman 2012). The actual number of people who read



about the conference is undoubtedly smaller because not every user will read every tweet. But it is likely that the total number of people who read tweets about the conference was larger than the actual number of attendees.

In today's age of big data and even bigger global-scale issues, many ecologists and evolutionary biologists are conducting research that requires international and interdisciplinary collaborations (Hampton et al. 2013). Social media are a tool in your arsenal that can allow for fast and short communications that can increase and accelerate your scholarly interactions. From our own experiences, we have found that Twitter enormously speeds up new connections with other scientists, which can lead to the development of new collaborations and scientific outputs, such as the commentary you are reading now.

### *Moving ideas forward: open science in real time*

Social media and Twitter can rapidly increase your connections to like-minded researchers, both within your field and outside it. This can lead to the next step of the scientific life cycle: turning your ideas into a scientific output. Social media won't help you write a manuscript (in fact, turning off social media might be your best bet at that point!). Nevertheless, rapid communications using social media can provide a novel arena to quickly develop and pre-review scientific ideas before submitting the final product to a peer-reviewed journal.

A recent exchange on Twitter illustrates our point (Figure 4). On 10 February 2013, Dr. John Bruno (@JohnFBruno) tweeted a figure showing that the composition of coral reef fish in Belize had changed after the invasion by predatory Indo-Pacific lionfish (Figure 4A). Within three days, there were 20 responses to his tweet; the full correspondence can be viewed here: <http://Twitter.com/JohnFBruno/status/300592645967859713>. One reply was from John Sexton (@diverdutch), a recreational SCUBA diver who wanted to know more about the research finding in less jargon (Figure 4B). Another reply was from Grantly Galland (@GrantlyG), a PhD student at the Scripps Institute of Oceanography, who had previously conducted fish surveys in the same area (Figure 4C). A series of tweets between Dr. Bruno, his PhD student Abel Valdivia, and Mr. Galland opened the door for a future collaboration.

Other scientific disciplines commonly use online resources for the pre-review of ideas and draft manuscripts. For example, economists commonly use "working papers" (i.e., draft manuscripts) and blogs to develop and share ideas before they are subject to peer-review (Fox 2012). In mathematics and physics, draft manuscripts are routinely submitted to the online

preprint server arXiv ([www.arXiv.org](http://www.arXiv.org)), which allows other scientists to view and keep up to date with the most recent research (Schriger et al. 2011, Shuai et al. 2012). However, researchers in ecology and evolution have been slower to adopt these practices. Why? Fox (2012) suggests that there is not a long-standing culture of sharing unpublished work and that there is a general lack of incentives to use social media. For example, tweeting and blogging are rarely valued by hiring, tenure and promotion committees or granting agencies (Mandavelli 2011, Fox 2012), although this is starting to change (Piwowar 2013, Priem 2013). Ecologists and evolutionary biologists might also lack dedicated online platforms to discuss work-in-progress (although arXiv is open to these fields). We suggest that social media can contribute to this process as an open access and free service to crowd-source expert and non-expert opinions on work in progress (Fausto et al. 2012). We also envision that many different social media services could be used in this workflow, such as Twitter for quickly broadcasting information and links to content, figshare ([www.figshare.org](http://www.figshare.org)) for sharing figures or presentations, and blogs for more substantive discussions (Mandavelli 2011, Fausto et al. 2012, Fox 2012).

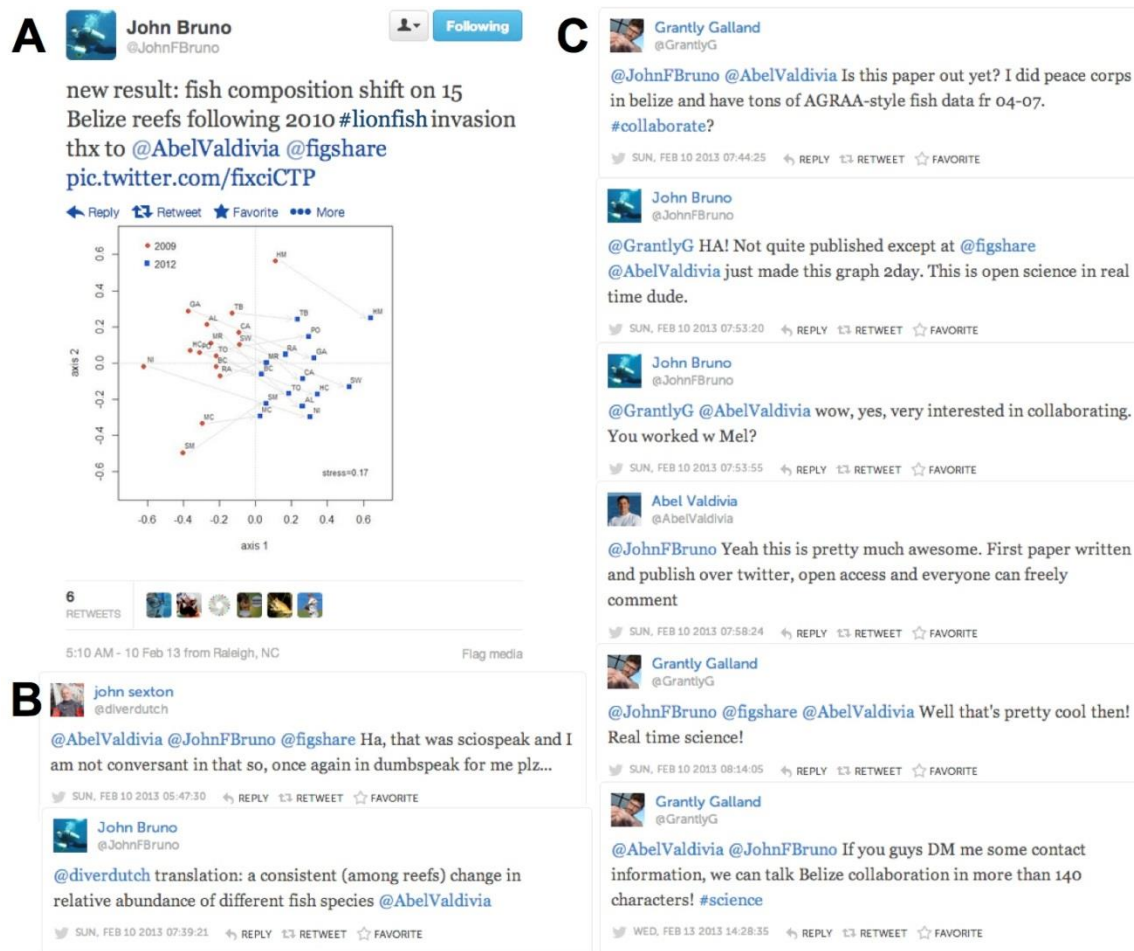
One concern about sharing ideas on social media is that they might be 'scooped' before they are published by their rightful owners in peer-reviewed journals. This is a possibility. However, tweeting or blogging ideas and new analyses can provide a 'time stamp' for ideas that are yours (Ogden 2013, see Figure 4). Ideas shared as tweets are dated and searchable in the Twitter archive while images or presentations uploaded onto figshare are given a citeable digital object identifier (DOI) number. These social media 'time stamps' are a way to mark and share your work without the often prolonged wait times of the traditional peer-review process. Social media are at the frontier of sharing new ideas and there will undoubtedly be different opinions among users about how these tools should be used. Nevertheless, we believe these tools have a valuable role to play in turning ideas into publications during the scientific workflow.

### *Communicating and discussing published ideas*

The final step in the scientific life cycle is communicating the findings of your scientific publication to those who need to see it. Twitter can help you do this.

#### *Increasing reach*

Passive dissemination, which occurs when authors simply hope that their work will be discovered through tables of content in journals or serendipitous browsing, is a poor strategy. Active dissemination obviously requires more time, effort and connections, but social



**Figure 4.** An example of how tweeting can move ideas forward and contribute to scientific outputs. A) Initial tweet by Dr John Bruno, offering a new, unpublished finding for comment on Twitter; B) a reply from a non-scientist, asking for non-technical explanation; C) a reply from scientist Grantly Galland, who has relevant data to contribute to the project. The scientists strike a new collaboration.

media (and Twitter in particular) can greatly facilitate this task. The two main advantages of tweeting in terms of dissemination are that tweets allow you to convey the most interesting discoveries or conclusions of a new paper both more informally and more informatively than can a paper's title. In addition, just as Twitter provides a large virtual audience for the development of ideas, it also provides an echo chamber for the dissemination of published papers. Priem and Costello (2010) estimated that approximately one-third of tweets sent by academics from the sciences, social sciences and humanities contain a hyperlink to a peer-reviewed resource (e.g., a pdf—either theirs or someone else's). These so-called 'citation tweets' may be short-lived and reach only the user's followers, but the size of the audience may increase exponentially if they are retweeted. Priem and Costello (2010) found that 19% of links to peer-reviewed articles sent by a small sample of academics were

retweeted. In contrast, nearly half (47%) of tweets sent by Nature Chemistry (2013) were retweeted, on average four times each. Admittedly, only about one-third of Nature Chemistry's tweets had links (to papers, but also to blogs and other chemistry-related sites), and it is not clear whether tweets with links are more or less likely to be retweeted than those without. Nevertheless, a citation tweet that is subsequently retweeted can reach an immensely wide audience, with relatively little effort on the part of the initial author. Sharing published work can also restart the scientific life cycle if another researcher follows up on an idea or forms a new collaboration based on a citation tweet.

Because the followers of scientists comprise not just academics, their citation tweets (and retweets) will reach eyes far beyond the ivory tower, into non-governmental organizations, private industry, government agencies and non-scientists (see Figure 3). This means

that science with applied or policy implications can reach people in decision-making positions. Tweeting directly to a decision maker (e.g., by sending a tweet to @barackobama or @pmharper; see Figure 1) also makes it possible to reach such people (or their staff), even if they are not your followers. Twitter is increasingly used by politicians to communicate with their constituents and to refine their messages (Parmelee and Bichard 2011, Tumulty 2012). In the United States, all of the members of the House of Representatives (<https://Twitter.com/cspan/u-s-representatives/members>) and the Senate (<https://Twitter.com/gov/us-senate/members>) have a Twitter account (updated from Lassen and Brown 2011) as do more than three-quarters of members of the federal parliament in Canada (<http://poliTwitter.ca/page/canadian-politicians-on-Twitter>; accessed 22 March 2013). Politicians and their staff can read tweets, and there are political benefits to engaging and interacting with constituents (Parmelee 2012). But few politicians actually seem to be engaging in two-way dialogues on Twitter (Parmelee and Bichard 2011), for now.

However, journalists do. We know several journalists who have picked up science stories from tweets. For example, a paper about the natural history of the cookie-cutter shark (*Isistius brasiliensis*; Hoyos-Padilla et al. 2013) had been published online for three months before it was discovered by one of us (DS). After DS tweeted the key points and a link to the paper, he was contacted by several science journalists who follow him on Twitter. One of these journalists was a writer for Our Amazing Planet, Douglas Main (@DouglasMain), who wrote the first story about this scientific article (<http://news.yahoo.com/cookiecutter-shark-takes-bite-great-white-142359513.html>). Following this media attention, the story was picked up by National Geographic (<http://phenomena.nationalgeographic.com/2013/01/23/what-bit-this-great-white-shark-a-cookie-cutter/>), and several news outlets. Conference live tweets can also expose your science to journalists. At the Ecological Society of America meetings in August 2012, one of us (JAD) tweeted about his upcoming talk on shark weapons and shifting baselines in the Pacific Ocean. Ed Yong (@edyong209), a journalist who follows JAD (@Drew\_Lab), saw the tweet, attended the talk and then wrote a blog about it for Discover Magazine (<http://blogs.discovermagazine.com/notrocketscience/2012/08/13/weapons-made-from-shark-teeth-are-completely-badass-and-hint-at-lost-shark-diversity/#.UV2pFaugl4r>) and Nature News (<http://www.nature.com/news/shark-tooth-weapons-reveal-lost-biodiversity-1.11160>). Using social media to build a network of journalists can be an excellent tool to promote the popularization of scientific findings.

Finally, because of their great potential for wide dissemination, tweets might eventually come to

complement, or even replace, the usual outputs of workshops and conferences, such as consensus papers, proceedings or books. One of us (IMC) recently convinced the organizers of an upcoming conference on marine conservation to propose a tweetable vision statement as the main output for the meeting. These 140 characters can then be tweeted to relevant policy-makers and politicians, and retweeted to people far beyond the reach of a conventional output.

Finally, if scientists themselves do not want to directly engage with social media, other groups can do it for them. For example, some journals (e.g., *Methods in Ecology and Evolution*, *Journal of Ecology*) and conferences held by professional societies (the 2013 International Congress for Conservation Biology) require each submission to be accompanied by a tweetable abstract. These are then tweeted to the followers of these journals and societies. Thus direct engagement is not always necessary and there can be different pathways to social media for different scientists (see also Bik and Goldstein 2013).

#### *Increasing impact*

The impact of scientific papers has traditionally been measured in terms of numbers of citations (Neylon and Wu 2009). Tweeting can influence this impact metric. For example, articles published in the *Journal of Medical Internet Research* that were tweeted about frequently in the first three days following publication were 11 times more likely to be highly cited 17 to 29 months later than less tweeted articles (Eysenbach 2011). In fact, top-cited articles could be predicted quite accurately from their early tweeting frequency (Eysenbach 2011). In a separate study of ~4600 scientific articles published in the preprint database [arXiv.org](http://arXiv.org), Shuai et al. (2012) found that papers with more mentions on Twitter were also associated with more downloads and early citations of papers, although the causality of these relationships is unclear.

The importance of a scientific paper should arguably capture more than its immediate citation within the academic community, but also its use and impact beyond academia as well as the range of alternative communities reached. For these reasons, it is becoming increasingly clear that number of citations is an unduly narrow way to measure scientific impact (Neylon and Wu 2009, Priem 2013). Alternative metrics (or ‘alt-metrics’) that quantify the broader impact and reach of scientific knowledge beyond traditional journals are being actively developed (e.g., Eysenbach 2011, Priem et al. 2012b, Priem 2013). Many are based on data derived from sharing and social media, including the volume of downloads for a paper or data repository (such as Dryad, figshare), the number of mentions on sites like Facebook and Twitter, and bookmarks to online

referencing libraries like Mendeley or CiteULike (Piwowar 2013). There are also third-party platforms, such as ImpactStory.org and Altmetric.com, that help researchers measure the online impact of their science (Piwowar 2013, Priem 2013).

The use of altmetrics is still controversial in the scientific community. Some scientists are concerned that altmetrics are largely untested indicators that can be influenced by fraud and cheating, such as automating paper downloads from multiple fake user accounts or ‘robot tweeting’ (Cheung 2013). However, ‘gaming’ the algorithms used for creating altmetrics may be more difficult than it seems and there are emerging scholarly defenses against cheats or hacks to the system (Priem 2013). Furthermore, altmetrics are not intended to replace traditional bibliometrics like number of citations—in fact, these two approaches are complementary and capture different types of impact for different audiences (Priem et al. 2012b). As tenure committees and funding agencies begin to demand science that informs policy or provides meaningful change and demonstrated outcomes, altmetrics may change the playing field of how we recognize and reward scientific outputs (Ogden 2013, Piwowar 2013, Priem 2013).

#### *Providing post-publication critiques*

Many journals, particularly open-access ones, have tried to promote online discussion of published results (Neylon and Wu 2009). Online commenting offers a potentially quicker and more informal way to comment on published work than traditional printed letters to the editor. However, for a variety of reasons, scientists have largely failed to engage in this type of post-publication critique. For example, less than 20% of articles in high-impact medical print journals that offered online commenting facilities received comments, and from 2005 to 2009, the proportion of journals offering this service declined (Schriger et al. 2011). For open-access journals in the PLoS (Public Library of Science) family, the proportion of papers with comments within three months of publication has hovered around 10–15% since 2009 (Priem 2011). In contrast, nearly one-third of articles in the British Medical Journal were criticized in the journal’s ‘rapid response’ online commenting section, but only half of these criticisms received replies from the papers’ authors (Gotzsche et al. 2010), which suggests that the goal of constructive interactions that might refine and advance published science is not fully met with the current journal-hosted commenting model.

Enter Twitter, which allows rapid-fire, low-effort, pointed comments that focus on the most serious problems with a published paper. Blogs are more time-consuming (to write and to read) but are being used to the same effect (e.g., Fox 2012). The speed with which tweets and blogs questioned the validity of high-profile

papers on longevity genes and arsenic-based life has been highlighted elsewhere (Mandavilli 2011). The result is a prompt weeding out of weak science, which admittedly should have occurred before publication (see *Moving ideas forward: open science in real time* above). However, the contrast between the apathy of scientists towards journal-hosted commenting and their enthusiasm for participating in Twitter firing squads is striking. We believe that it is due in large part to cost effectiveness (i.e., the recognition gained from tweeting is generally low, but so is the effort expended), and perhaps to anonymity (i.e., some scientists tweet under aliases).

There is thus great value in ‘trials by Twitter’ (*sensu* Mandavilli 2011), which can be made even greater if contributions are coherently presented. Social network services such as storify ([www.storify.com](http://www.storify.com)) allow series of tweets to be organized (for example, chronologically or by themes) and linked by a narrative to create coherent stories or arguments. This format allows readers to assess more easily the weight of evidence presented in tweets. In fact, to encourage fruitful post-publication critique and interactions, scientific journals could appoint dedicated online tweet editors who can storify and post tweets related to their papers.

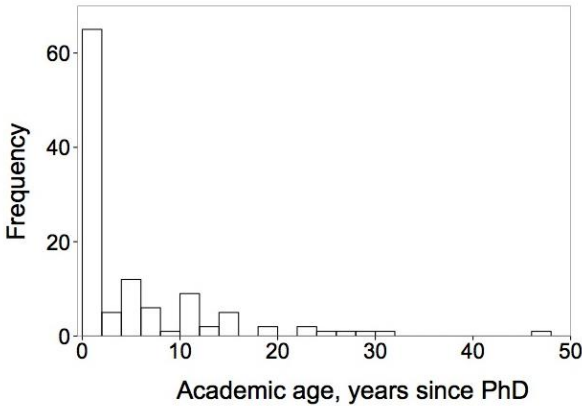
#### **Limitations of social media in the scientific workflow**

While Twitter and other forms of social media have the potential to expedite and enhance scientific writing, they do come with a suite of potential pitfalls. Integrating a scientific workflow with social media can raise issues of intellectual property ownership, inclusiveness and misrepresentations of complex ideas as science ‘sound bites’.

Most social media platforms have terms of service agreements (TOSs) that, in varying degrees, state that social media platforms retain the ability to rebroadcast the content of that media without the author’s explicit permission. This raises questions about distribution of ideas and ownership of intellectual property. For the vast majority of social media exchanges (i.e., pictures of cats), this may not be a problem. However, when these conversations turn to plans for grants, discussions of data, or planning a paper, the openness and lack of control over who sees those discussions can be problematic (see discussion on ‘timestamps’ above).

The transparency of scientific conversations on social media means that these conversations are available to a very wide audience, which often goes much beyond strictly scientific circles. While in general this is a good thing, one can easily imagine how a frank discussion about data interpretation might be picked up and exploited to give the impression that the results are questionable or specious. An extreme example of this was the “Climategate” scandal that began in 2009 when





**Figure 5.** Age distribution (years since PhD) of 116 marine scientists who are active on Twitter. The majority of scientists are academically young, having obtained their PhD degrees less than 5 years ago; however, more experienced scientists also tweet.

internal emails about climate data analyses were leaked. Climate change deniers conflated scholastic debates over the interpretation of data with a complete fabrication of those results and used this deceptive argument to try to discredit the findings of the International Panel on Climate Change (IPCC) (Leiserowitz et al. 2013). With Twitter, everything is in the open and we urge scientists to be mindful in their exchanges. This is not to say that there should not be frank and honest scientific discussions, but we must acknowledge that those discussions may be hijacked by people with outside agendas. Twitter at times feels like an intimate dinner chat, but in reality it's more like having your conversation broadcast on national news.

An additional area of concern with reliance on social media platforms to carry out science is one of inclusiveness. As with all crowdsourcing, one must know who is doing the communicating (Ogden 2013). Currently only a small proportion of scientists tweet, estimated as 1 in 40 (Priem et al. 2012a). A common concern for scientists who are skeptical of social media is that only 'younger' people, such as graduate students and early career researchers, are using it. To test this assumption, we collected information on the 'academic age' (i.e., the number of years since receiving a PhD) of the tweeting marine scientists in our content analysis described above. Students in the process of obtaining their PhD, or other degree, were assigned an academic age of zero years. The majority (62%, 73 out of 116) of marine scientists using Twitter had received their PhD within the last 5 years (Figure 5). However, there was a handful of prominent scientists who had received their PhDs more than 20 years ago. Thus while most scientists who actively use Twitter are indeed newer to academia, there

are more experienced scientists who actively tweet. Nevertheless, marine scientists on Twitter are a non-random sample of total marine scientists and skewed towards younger investigators and newer academics (see Figure 5). This means that interacting with a Twitter science community may involve conversations with individuals that have a different suite of experiences than the more traditional scientific community.

Lastly, the character limit imposed by Twitter necessitates brevity when describing one's ideas. While we suggest that distilling ideas into tweetable lengths is an exceptionally useful skill (especially when transferred into writing page-limited grants, for example), one must use caution to not lose important nuances in a quest to fit an idea into one tweet, or 'science soundbite'. As with other written forms of communication, vocal cues are invisible in tweets and misrepresentation of phrases can cause complications. Similarly there are some ideas that are too complex to shoehorn into a single tweet. In those cases we suggest either 1) breaking the idea up into successive tweets, or 2) linking to a blog or journal article where the thoughts can be explained in a more leisurely and extensive fashion.

## Conclusions

Social media have changed the playing field for how scientists interact with each other and beyond the ivory tower of academia into policy and public arenas. We hope our experiences with social media, and Twitter in particular, will encourage hesitant scientists to give it a spin—we believe there can be great and unexpected value to including social media into the life cycle of a scientific paper. Trying new things and taking risks will be part of the future of scholarly communication and publication (Priem 2013). We're doing it and you can too—tweet us to let us know how it goes or if you have any questions along the way.

## Acknowledgements

We thank Jarrett Byrnes for the invitation and encouragement to prepare this article (via Twitter!). This manuscript was greatly improved by comments on the PeerJ preprint from Tyson Wepprich and Tim McCormick, and from referees. ESD and IMC were supported by the Natural Sciences and Engineering Research Council of Canada. DS was supported by the Guy Harvey Ocean Foundation, the RJ Dunlap Marine Conservation Program, and the Leonard and Jayne Abess Center for Ecosystem Science and Policy. He would like to thank Dr. Andrew David Thaler (@SfriedScientist) for introducing him to Twitter, and his adviser Dr. Neil Hammerschlag (@DrNeilHammer) for all his support.

## Referees

Lisa Federer – [lmfederer@gmail.com](mailto:lmfederer@gmail.com)  
University of California, Los Angeles

Jai Ranganathan – [jai.ranganathan@gmail.com](mailto:jai.ranganathan@gmail.com)  
National Center for Ecological Analysis and Synthesis

## References

- Bar-Ilan, J., Haustein, S., Peters, I., Priem, J., Shema, H., and J. Terliesner. 2012. Beyond citations: school-ars' visibility on the social Web. arXiv preprint arXiv:1205.5611.
- Bik, H.M., and Goldstein, M.C. 2013. An introduction to social media for scientists. PLoS Biology 11: e1001535. [CrossRef](#)
- Cheung, M.K. 2013. Altmetrics: too soon for use in assessment. Nature 494: 176. [CrossRef](#)
- Eysenbach, G. 2011. Can tweets predict citations? Metrics of social impact based on Twitter and correlation with traditional metrics of scientific impact. Journal of Medical Internet Research 13: e123. [CrossRef](#)
- Fausto, S., Machado, F.A., Bento, L.F.J., Iamarino, A., Nahas, T.R., and D.S. Munger. 2012. Research blogging: indexing and registering the change in science 2.0. PLoS ONE 7: e50109. [CrossRef](#)
- Fox, J. 2012. Can blogging change how ecologists share ideas? In economics, it already has. Ideas in Ecology and Evolution 5: 74–77. [CrossRef](#)
- Gotzsche, P.C., Delamothe, T., Godlee, F., and A. Lundh. 2010. Adequacy of authors' replies to criticisms raised in electronic letters to the editor: cohort study. British Medical Journal 341: c3926.
- Hampton, S.E., Strasser, C.A., Tewksbury, J.J., Gram, W.K., Budden, A.E., Batcheller, A.L., Duke, C.S. and J.H. Porter. 2013. Big data and the future of ecology. Frontiers in Ecology and the Environment 11: 156–162. [CrossRef](#)
- Hoyos-Padilla, M., Papastamatiou, Y.P., O'Sullivan, J. and C.G. Lowe. 2013. First record of an attack by a cookiecutter shark (*Isistius brasiliensis*) on a white shark (*Carcharodon carcharias*). Pacific Science 67: 129–134. [CrossRef](#)
- Kwok, R. 2013. Mobile apps: A conference in your pocket. Nature 498: 395–397. [CrossRef](#)
- Lassen, D.S. and A.R. Brown. 2011. Twitter: The electoral connection? Social Science Computer Review 29: 419–436. [CrossRef](#)
- Leiserowitz, A., Maibach, E.W., Roser-Renouf, C., Smith, N., and E. Dawson. 2013. Climategate, public opinion, and the loss of trust. American Behavioral Scientist: in press. [CrossRef](#)
- Mandavilli, A. 2011. Trial by Twitter. Nature 469: 286–287. [CrossRef](#)
- Mollett, A., Moran, D. and P. Dunleavy. 2011. Using Twitter in university research, teaching and impact activities: a guide for academics and researchers. LSE Public Policy Group, LSE Impact of Social Science blog. [http://blogs.lse.ac.uk/impactofsocialsciences/files/2011/11/Published-Twitter\\_Guide\\_Sept\\_2011.pdf](http://blogs.lse.ac.uk/impactofsocialsciences/files/2011/11/Published-Twitter_Guide_Sept_2011.pdf). Accessed 19 June 2013.
- Nature Chemistry. 2013. Editorial: all you can tweet. Nature Chemistry 5: 247. [CrossRef](#)
- Neylon, C. and S. Wu. 2009 Article-level metrics and the evolution of scientific impact. PLoS Biology 7: e1000242. [CrossRef](#)
- Ogden, L.E. 2013. Tags, blogs, tweets: social media science tool? BioScience 63: 148. [CrossRef](#)
- Parmelee, J.H. and S.L. Bichard. 2011. Politics and the Twitter Revolution: How Tweets Influence the Relationship Between Political Leaders and the Public. Lexington Books. Plymouth, UK.
- Parmelee, J.H. 2012. Follow the leader: how Twitter influences the relationship between political leaders and the public. Communication Currents 7:4. <http://www.natcom.org/CommCurrentsArticle.aspx?id=2641>. Accessed on 24 June 2013.
- Piwowar, H. 2013. Altmetrics: value all research products. Nature 493: 159.
- Priem, J. 2011. Has journal commenting failed? <http://jasonpriem.org/2011/01/has-journal-article-commenting-failed/>
- Priem, J. and K.L. Costello. 2010. How and why scholars cite on Twitter. Proceedings of the American Society for Information Science and Technology 47: 1–4. [CrossRef](#)
- Priem, J., Costello, K. and T. Dzuba. 2012a. Prevalence and use of Twitter among scholars. Figshare. [CrossRef](#)
- Priem, J., Piwowar, H. A., and B.M. Hemminger. 2012b. Altmetrics in the wild: using social media to explore scholarly impact. arXiv preprint arXiv: 1203.4745.
- Priem, J. 2013. Scholarship: beyond the paper. Nature, 495: 437–440. [CrossRef](#)
- Reed, M. and A. Evely. 2011. Top Twitter Tips for Academics. <http://www.scribd.com/doc/60642119/Top-Twitter-Tips-for-Academics>. Accessed 20 June 2013.
- Schriger, D.L., Chehrizi, A.C., Merchant, R.M., and D.G. Altman. 2011. Use of the internet by print medical journals in 2003 to 2009: a longitudinal observational study. Annals of Emergency Medicine 57: 153–160. [CrossRef](#)
- Shiffman, D.S. 2012. Twitter as a tool for conservation education and outreach: what scientific conferences can do to promote live-tweeting. Journal of Environmental Studies and Sciences 2: 257–262. [CrossRef](#)
- Shuai, X., Pepe, A., and J. Bollen. 2012. How the scientific community reacts to newly submitted

preprints: article downloads, Twitter mentions, and citations. PloS ONE 7: e47523. [CrossRef](#)

Thaler, A.D., Zelnio, K.A., Freitag, A., MacPherson, R., Shiffman, D., Bik, H., Goldstein, M.C. and C. McClain. 2012. Digital environmentalism: tools and strategies for the evolving online ecosystem in Gallagher, D., editor. SAGE Reference—Environmental Leadership: A Reference Handbook. SAGE Publications, London.

Tumulty, K. 2012. Twitter becomes a key real-time tool for campaigns. Washington Post. [http://www.washingtonpost.com/politics/twitter-becomes-a-key-real-time-tool-for-campaigns/2012/04/26/gIQARfITjT\\_story.html](http://www.washingtonpost.com/politics/twitter-becomes-a-key-real-time-tool-for-campaigns/2012/04/26/gIQARfITjT_story.html). Accessed 20 June 2013.

### Response to reviewer

We thank Federer (2013) for highlighting the social media life cycle of this very paper. As part of our publication process, we posted a version of this manuscript on the preprint servers PeerJ and arXiv. PeerJ collects article-level metrics and we were therefore able to track the attention this preprint gathered. As of 25 June 2013, the PeerJ preprint had 2,506 unique visitors and over 3,398 page views. Perhaps not surprisingly given the topic, Twitter was the major source of visitors with 1145 unique referrals, followed by Facebook providing 143 visitors and Google+ providing 35 visitors. Similarly, a blog post written by ESD for The Conversation (<http://theconversation.com/its-time-for-scientists-to-tweet-14658>) about this work was tweeted 464 times and directed 64 unique visitors to the preprint. We are thrilled that our work about Twitter has exemplified how social media can amplify the impact of a scientific publication, even before it has been published!

What was the outcome of this publicity on social media? We have received several comments that we have incorporated into the published version of this manuscript. One comment even caught a miscalculated statistic that all four authors and the referees missed. A freelance science communicator ([www.katiephd.com](http://www.katiephd.com)) also created an infographic, (<http://www.katiephd.com/twitter-and-science-publications/>) which not only generated significant buzz in itself, but demonstrated the power of providing data in an open access format where it can be remixed and reworked beyond a traditional publication.

Federer (2013) suggests that our findings, which focus on marine scientists, may not represent the scientific community as a whole because ecologists are more willing to share their data. They are thus perhaps more inclined to participate in open and transparent scientific dialogues, such as those that occur on Twitter. In support of her argument, Federer (2013) cites Tenopir et al. (2011) who found that ~82% of respondents from environmental sciences and ecology were strongly or

somewhat willing to share at least some of their data online. In contrast, fewer than half of scientists in medicine felt the same way. However, it turns out that it is the medical researchers rather than the environmental and ecological scientists who are at odds with the rest. Scientists in other scientific fields all felt quite positive towards sharing data online (e.g., 94% of atmospheric scientists, 80% of physical scientists, 79% of biologists and computer scientists, 71% of social scientists and 70% of ‘other’ scientists; Table 19, Tenopir et al. 2011). To us, these data suggest that our results are probably applicable to many scientific disciplines.

As an aside, in our personal experiences we have not found that marine ecology and conservation is a particularly open or transparent field. For example, coral reef scientists are notoriously harsh reviewers and can delay the publication of research findings by years in some cases (<http://theseamonster.net/2013/05/are-unreasonably-harsh-reviewers-retarding-the-pace-of-coral-reef-science/>). Ecologists are just catching up to other fields (notably economics, mathematics and physical scientists; Fox 2012) in terms of using preprint servers, such as arXiv and PeerJ, where this manuscript was publishing online for pre-review.

Regardless of how scientists feel about data sharing, we believe researchers will take advantage of useful and efficient tools to broadcast their research findings. The pressure to do so is increasing, especially as national science foundations, hiring, promotion and tenure committees are starting to embrace alternative metrics of impact based on Twitter and social media (Piwowar 2013, Priem 2013).

Federer (2013) also suggests that Twitter can generate new data through analyses of tweets themselves. We fully agree. And indeed the figures in our paper are based on data provided by Twitter. The range of questions and potential applications, particularly relating to the public’s perception of science or science-related current events (e.g., Twitter commentary after the Fukushima nuclear meltdown; Binder 2012) is enormous. We anticipate seeing more and more of these types of studies. In conclusion, we look forward to scientists in all fields tuning into Twitter to make use of the diverse benefits it can provide to a scientific workflow, from collaborations and dissemination of research findings to even the creation of new data.

Binder, A.R. 2012. Figuring out# Fukushima: an initial look at functions and content of US Twitter commentary about nuclear risk. Environmental Communication: A Journal of Nature and Culture 6: 268-277.

Federer, L.M. 2013. Uses for Twitter across disciplines and throughout the scientific process. Ideas in Ecology and Evolution 6:44–45. [CrossRef](#)

- Piwowar, H. 2013. Altmetrics: value all research products. *Nature* 493: 159.
- Priem, J. 2013. Scholarship: beyond the paper. *Nature* 495: 437-440. [CrossRef](#)
- Tenopir, C., Allard, S., Douglass, K. L., Aydinoglu, A. U., Wu, L., Read, E., Manoff, M. and M. Frame. 2011. Data sharing by scientists: practices and perceptions. *PLoS ONE* 6: e2110. [CrossRef](#)